



2017

2018-010

2018 02

) (

10

3.00


427,615,542

0

10

8

.....	5
.....	9
.....	13
.....	27
.....	48
.....	55
.....	55
.....	56
.....	61
.....	65
.....	66
.....	172



	19	12

√ □

	1012		2017 8 23 2019 12 31

□ √

□ √

	2017	2016		2015
	2,442,144,689.86	1,817,694,996.82	34.35%	1,284,631,483.77
	281,818,592.13	232,071,177.90	21.44%	126,539,722.29
	270,032,138.34	224,425,948.23	20.32%	119,779,282.35
	357,806,283.97	213,140,528.56	67.87%	18,810,661.86
/	0.72	0.62	16.13%	0.39
/	0.72	0.62	16.13%	0.39
	14.67%	17.40%	-2.73%	13.81%
	2017	2016		2015
	4,091,295,384.46	2,361,740,635.19	73.23%	1,982,956,130.47

			0.00	
			0.00	
			0.00	
		-1,003,090.61	-969,500.00	
			0.00	
			0.00	
			0.00	
			0.00	
			0.00	
	-3,557,034.24	361,748.55	126,448.41	
			0.00	
	2,555,112.00	1,408,079.60	1,209,250.21	
			0.00	
	11,786,453.79	7,645,229.67	6,760,439.94	--

1 —

1 —

□ √

1 —

1

2

1

a

b

c

“ ”

2

3

“

”

3

1

2.82	24.42	34.35%	3.26	20.35%
	21.44%		3.58	67.87%

2

GB/T29490-2013 440 2015
 192 6 247 49
 150 3 3 PCB

PCB

CPCA
 VGA PCB

1

	80.39%,
	18.16%,
	29.22%
	241.66%
	56.46%
	100.00%
	70.51%
	1435.25%
	100.00%
	29.56%
	28.81%
	100.00%
	46.71%
	91.89%

	44.97%
	55.47%
	100.00%
	177.56%
	45.15%
	1145.14%,
	46.66%,

2

□ √

1

2

IPO

4.0

3

440

2015

] ó A

“

”

6

ISO14001

”

CQC TS16949 ISO9001 RoHS QC080000

“

”“

”

“

2017

20.35% 2.82 24.42 34.35% 3.26
67.87% 21.44% 3.58

2016 6 8 2017 10
4.0

2018
10.8

2016 12 21 2017 5 19
[2017]669

70,000,000 52,938,042 2017 8 23
108,152.419806

49 2015 GB/T29490-2013 440
192 6 3 247
3

HDI

2017

122,778.96

2017

1

“ ” “ ”

2

1

1 —

5 —

9 — LED

10 —

	2017		2016		
	2,442,144,689.86	100%	1,817,694,996.82	100%	34.35%
PCB	2,356,021,694.67	96.47%	1,766,138,440.62	97.16%	33.40%
	86,122,995.19	3.53%	51,556,556.20	2.84%	67.05%
PCB	497,115,788.99	20.36%	414,881,757.03	22.82%	19.82%
PCB	1,858,905,905.68	76.12%	1,351,256,683.59	74.34%	37.57%
	86,122,995.19	3.53%	51,556,556.20	2.84%	67.05%
	1,227,789,650.79	50.28%	897,186,924.39	49.36%	36.85%
	1,214,355,039.07	49.72%	920,508,072.43	50.64%	31.92%

2

10%

√ □

PCB	2,356,021,694.67	1,807,941,922.60	23.26%	33.40%	36.94%	-1.98%
PCB	497,115,788.99	412,913,959.11	16.94%	19.82%	18.87%	0.66%
PCB	1,858,905,905.68	1,395,027,963.49	24.95%	37.57%	43.39%	-3.04%

1

□ √

3

√ □

			2017	2016	
PCB			3,344,363.83	2,892,645.45	15.62%
			3,416,837.84	2,911,953.89	17.34%
			233,274.75	160,800.74	45.07%

30%

□ √

4

□ √

5

		2017		2016		
PCB		157,049,721.52	8.69%	121,786,141.30	9.22%	-0.53%
PCB		79,848,682.30	4.42%	72,911,733.01	5.52%	-1.10%
PCB		176,015,555.29	9.74%	152,666,980.84	11.56%	-1.82%

PCB		940,229,937.02	52.01%	619,686,218.14	46.91%	5.10%
PCB		154,847,086.00	8.56%	114,172,728.06	8.64%	-0.08%
PCB		299,950,940.47	16.59%	239,061,738.99	18.10%	-1.51%

--	--

5

1		211,770,790.92	17.60%
2		149,771,586.00	12.45%
3		99,697,757.91	8.28%
4		84,867,410.26	7.05%
5		68,232,638.47	5.67%
	--	614,340,183.56	51.05%

□ √

3

	2017	2016		
	58,894,638.77	55,031,927.68	7.02%	.
	205,368,572.76	195,381,627.98	5.11%	
	33,388,255.96	-40,630,128.04	-182.18%	.

4

√ □

13 :

,24 LED

LED HDI

	9.51%	9.76%	12.56%
	99,690,469.12	98,958,670.03	73,463,654.59
	4.08%	5.44%	5.72%
	0.00	0.00	0.00
	0.00%	0.00%	0.00%
	0.00%	0.00%	0.00%

√

√

5

	2017	2016	
	1,992,040,997.23	1,405,373,976.49	41.74%
	1,634,234,713.26	1,192,233,447.93	37.07%
	357,806,283.97	213,140,528.56	67.87%
	1,115,911,767.50	591,881,912.82	88.54%
	2,363,535,475.88	588,541,977.09	301.59%
	-1,247,623,708.38	3,339,935.73	-37,454.72%
	1,129,365,487.12	261,113,466.53	332.52%
	196,384,090.82	335,481,942.31	-41.46%
	932,981,396.30	-74,368,475.78	-1,354.54%
	34,264,747.94	158,117,323.57	-78.33%

√

1	,	41.74%
2	,	37.07%
3	,	67.87%
4	,	88.54%
5	,	301.59%
6	,	37454.72%

7	,	332.52%
8	,	41.46%
9	,	1354.54%
10	,	78.33%

□ √

√ □

	13,094,430.06	4.02%		
	0.00	0.00%	-	
	9,261,204.72	2.84%		
	1,550,645.52	0.48%		
	4,990,458.71	1.53%		
"_"	-1,853,901.69	-0.57%		
	6,540,850.61	2.01%		

1

	2017		2016			
	417,742,566.75	10.21%	440,889,777.26	18.67%	-8.46%	
	901,868,282.48	22.04%	708,626,440.75	30.00%	-7.96%	
	343,005,212.66	8.38%	201,169,682.41	8.52%	-0.14%	
		0.00%		0.00%		
		0.00%		0.00%		
	1,350,894,972.	33.02%	748,867,604.05	31.71%	1.31%	

	66					
	41,103,885.40	1.00%	58,071,213.00	2.46%	-1.46%	
			65,659,836.95	2.78%	-2.78%	

2

√

3

	2,783,569.20
	<u>2,783,569.20</u>

1

√

2

√

3

√

4

√

5

√

1

√

--	--	--	--	--	--	--	--	--	--	--

2015		57,681.91	3,276.94	54,260.35	0	0	0.00%	00		0
2017		108,152.42	32,411.96	32,411.96	0	0	0.00%	75,290.71		0
	--	165,834.33	35,688.9	86,672.31	0	0	0.00%	75,290.71	--	0

(2015

1

[2015]949

2015 6

A 36,670,000.00

15.73 /

576,819,100.00

37,609,146.00

539,209,954.00

5,940,000.00

533,269,954.00

2015 6 8

2015 6 8

>>
”

“

2012

“ ”

“ ”

“ ”

2
2017 9 6

3

2017 12 31

752900013810330
75290001388100085

129,132.42

1

3.		108,152.4 2	106,990.2 1	32,411.96	32,411.96	30.29%	2018 06 30	303.79		
	--	161,479.3 3	160,317.1 2	35,688.9	86,672.31	--	--	14,908.23	--	--

	10	2017 12 31
	7.5	

3

1

2

	60%	2017 12 26	6,000	0		0.00%						2017 12 27	2017-07 4

--	--	--	--	--	--	--	--	--	--	--	--	--	--

√ □

10%

(60,000,000.0	428,599,618.	307,268,624.	472,675,104.	77,720,821.9	66,995,634.0
)			0	73	76	41	4	1
			315,730.00	140,627,950.	-4,070,365.2	111,883,370.	-4,001,508.4	-3,602,575.1
				51	0	03	2	2
			100,000,000.	105,871,129.	100,407,162.	7,218,716.81	6,697,350.69	5,200,037.80
			00	56	57			

√ □

	60%	

2017 12 26

60%

90

60%

100%

□ √

1

PCB

PCB

10

PCB

4.0

4.0

PCB

2

2022

100

2017	256,569,325.20	281,818,592.13	91.04%	0.00	0.00%
2016	0.00	232,071,177.90	0.00%	0.00	0.00%
2015	52,346,000.00	126,539,722.29	41.37%	0.00	0.00%

√ □

2016	2017

1

√ □

			36	2015 06 11	2018-06-10	
			1	2015 06 11		
			2			

			25%			
			1 2	2015 06 11		
			25%			

	;			2016 06 11		

			3			
--	--	--	---	--	--	--

			“			
			”			

			3			
--	--	--	---	--	--	--

			20			
	;	IPO		2016 06 11		
			1			
			1			

			1,000			
			1%			
			1			
			2			



			A			
			3			
			B			
			30%			

			2	1			
			2				

2

□ √

□ √

□ √

□ √

√ □

1 2017 5 10 , < 16 — >
 [2017]15 2017 6 12 2017 1 1
 2017 1 1

1

“ ” “ ” “ ”
 “ ”

2	2017	1	1		“	”	6,540,850.61
	“	”	“	”	“	”	6,540,850.61
					“	”	5,501,843.42
					“	”	
				5,501,843.42			
2	2017	4	28			42	——
			2017	13		2017	5
							28

1			“	”	“	”	
“	”						
2			“	”	“	”	
“	”						
					281,818,592.13	232,071,177.90	
					“	”	218,960,142.17
							182,929,392.86

30 3 2017 12 25 2017 2017 2017

1 “ ”

√ □

√ □

2016 8 22

2016 8 22

63

2016 8 22

2017

2 3

www.cninfo.com.cn

2017-002

1

□ √

2

√ □

			60%		6,000	6,000	6,000	90		2017 0 12 27	2017-074

3 ✓**4** ✓**5** ✓**1****1** ✓**2** ✓**3** ✓

2

√

3

1

√

2

√

4

√

1

“ ” “ ”

“ ”

“ ”

2**1****2****3**

		/
	—	—
	—	—
1.	—	—
2.	—	—
3.	—	—

√ □

2017 12 26

60%

90

60%

100%

√ □

2017 12 26

60%

90

60%

100%

1

	205,165,207	54.76%	52,938,042			-16,960,707	35,977,335	241,142,542	56.39%
3	123,490,207	60.19%	52,938,042			-16,960,707	35,977,335	159,467,542	66.13%
	117,356,457	95.03%				-15,728,832	-15,728,832	101,627,625	63.73%
	6,133,750	4.97%				-1,231,875	-1,231,875	4,901,875	3.07%
	0	0%	52,938,042				52,938,042	52,938,042	12.38%
4	81,675,000	39.81%						81,675,000	33.87%
	81,675,000	100.00%						81,675,000	100.00%
	169,512,293	45.24%				16,960,707	16,960,707	186,473,000	43.61%
1	169,512,293	100.00%				16,960,707	16,960,707	186,473,000	100.00%
	374,677,500	100.00%	52,938,042				52,938,042	427,615,542	100.00%

□ √

□ √

□ √

□ √

□ √

2

√ □

	0	0	31,815,956	31,815,956		2018 8 23
	0	0	12,481,644	12,481,644		2018 8 23
	1,968,750	75,000	0	1,893,750		
	0	0	1,763,356	1,763,356		2018 8 23
	0	0	1,469,463	1,469,463		2018 8 23
	0	0	1,175,570	1,175,570		2018 8 23
	1,125,000	60,000	0	1,065,000		

	0	0	881,678	881,678		2018 8 23
	0	0	587,785	587,785		2018 8 23
	0	0	587,785	587,785		2018 8 23
	3,093,750	135,000	50,763,237	53,721,987	--	--

1

✓

2

✓

3

✓

1

	12,610		13,217		0		0
				9		9	
5% 10							

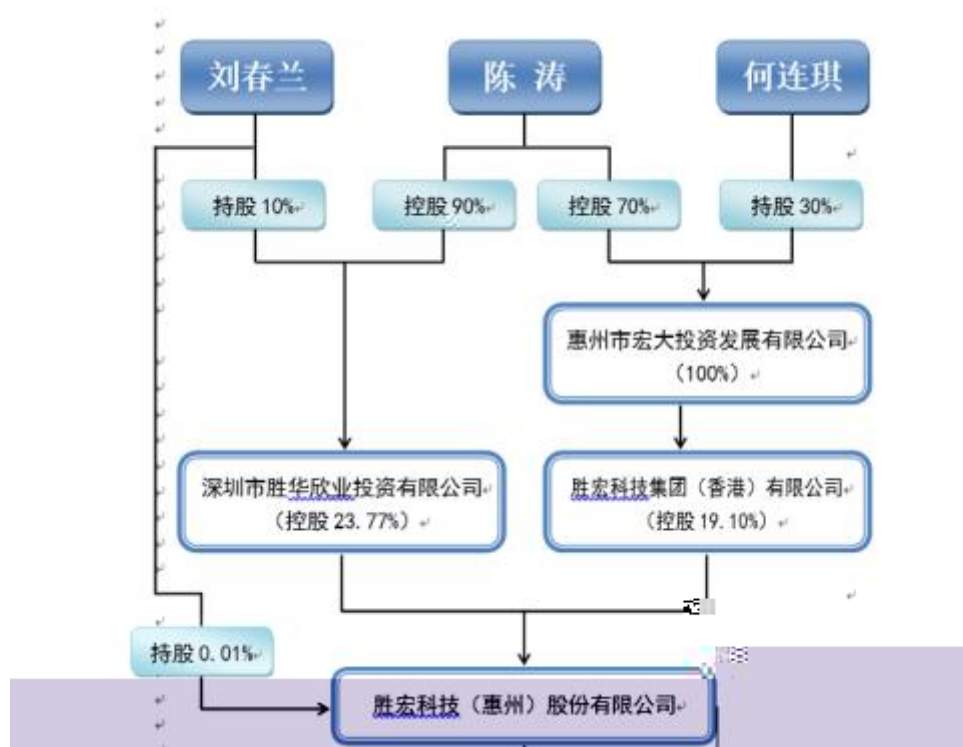
16,712,878

□ √

3

10		

□ √



□ √

4 **10%**

√ □

	/			

5

□ √

□ √

	--	--	--	--	--	--	0	0	0	0	0

□ √

EMBA

EMBA

MBA

)

(

		/			
		\			
	()				

□ √

			46		96.45	
			62		48	
			39		42.26	
			41		39.67	

			46		37.9	
			41		36	
			51		36.21	
			37		29.42	
			36		46.65	
			72		5	
			51		5	
			41		5	
	--	--	--	--	427.56	--

□ √

1

	3,956
	662
	4,626
	4,626
	0
	2,798
	158
	440
	23
	503
	704
	4,626
	5
	255
	926
	586

	2,854
	4,626

2

,

3

3

2017

1.

2.

3.

4

□ √

1

	9	9	0	0	0	
	9	9	0	0	0	
	9	9	0	0	0	
						3

2 √**3**√

1

2

3

4

 √

1

□ √

2

	2018 02 07	
	www.cninfo.com.cn	
		100.00%
		100.00%
	<p>1</p> <p>2</p> <p>3</p> <p>4</p> <p>1</p> <p>2</p>	<p>1</p> <p>2</p> <p>3</p> <p>4</p> <p>5</p> <p>6</p> <p>7</p>
	1% 2000	0.5% 1000

	1% 0.3% 600	2000	0.5% 0.25% 500	1000	
	0.3%	600	0.25%	500	
					0
					0
					0
					0

“ ” 2017 12 31

	2018 02 07
	[2018]3041

31 2017 “ ” 2017 12

12 31 2017 2017

” “

33,060.27 122,778.97 2017 2016 1
36.85%

<p>112,823.20 2016 25,928.05</p> <p>29.84%</p> <p>31</p>	<p>2</p> <p>3</p> <p>4</p> <p>5</p> <p>6</p> <p>7</p> <p>8</p> <p>9</p>
<p>2017 12 31</p> <p>94,951.73 4,764.90</p>	<p>1</p> <p>2</p> <p>3</p> <p>4</p>

3	5 6
---	--------

2017

1

2

3

4

5

6

	161,874,941.35	47,378,414.83
	901,868,282.48	708,626,440.75
	6,281,850.98	4,014,862.68
	5,723,383.56	
	24,782,801.17	33,258,324.14
	343,005,212.66	201,169,682.41
	765,167,129.20	49,839,971.87
	2,626,446,168.15	1,485,177,473.94

	9,905,012.23	7,689,808.91
	27,032,705.07	24,964,533.14
	1,464,849,216.31	876,563,161.25
	4,091,295,384.46	2,361,740,635.19
		65,659,836.95
	387,677,211.08	264,238,914.06
	861,155,321.84	448,772,299.22
	1,482,200.18	1,285,272.19
	38,384,457.48	26,477,861.03
	39,684,628.06	31,296,414.59
	745,254.86	718,742.36
	48,716,000.99	65,886,595.23
	1,377,845,074.49	904,335,935.63

	15,094,597.83	9,709,052.45
	858,507.53	

	159,495,966.86	47,041,100.83
	954,058,545.74	692,067,969.29
	6,221,755.16	3,991,128.60
	5,723,383.56	
	3,500,000.00	
	31,646,658.88	32,676,436.02
	295,564,867.88	171,643,920.37
	765,167,129.20	49,839,971.87
	2,539,665,980.20	1,408,707,754.49
	155,873,426.06	155,873,426.06
	1,289,953,709.83	688,942,265.67
	41,103,885.40	58,071,213.00
	24,470,262.13	20,709,309.94
	565,254.15	3,527,557.02
	9,124,146.08	7,279,987.46
	25,218,573.62	24,141,486.25
	1,546,309,257.27	958,545,245.40
	4,085,975,237.47	2,367,252,999.89

		65,659,836.95
	385,503,781.08	255,395,937.16
	1,030,904,518.50	560,522,025.63
	1,313,949.87	1,239,383.68
	31,609,710.06	21,836,930.45

	1,599,601,992.06	579,741,998.73
	28,073,295.00	51,184,210.00
	68,285,508.56	46,389,494.34
	384,522,364.35	315,659,449.00
	2,451,952,111.97	1,265,284,232.07
	4,085,975,237.47	2,367,252,999.89

3

	2,442,144,689.86	1,817,694,996.82
	2,442,144,689.86	1,817,694,996.82
	2,130,704,979.78	1,556,044,388.02
	1,807,965,564.80	1,321,088,875.53
	15,826,742.77	11,852,378.47
	58,894,638.77	55,031,927.68
	205,368,572.76	195,381,627.98
	33,388,255.96	-40,630,128.04
	9,261,204.72	13,319,706.40
“ ”		2,195,400.00

“ ”	13,094,430.06	2,883,103.07
“ ”		
“ ”	-1,853,901.69	-1,137,915.02
	6,540,850.61	
“ ”	329,221,089.06	265,591,196.85
	1,550,645.52	7,096,401.53
	4,990,458.71	1,983,680.31
“ ”	325,781,275.87	270,703,918.07

3.		
4.		
5.	275,227.64	729.00
6.		
	282,093,819.77	232,071,906.90
	282,093,819.77	232,071,906.90
	0.72	0.62
	0.72	0.62

	5,501,843.42	0.00
“ ”	255,201,636.78	208,939,184.47
	785,181.33	5,758,435.90
	4,804,270.92	1,222,743.47
“ ”	251,182,547.19	213,474,876.90
	32,222,405.02	30,545,484.04
“ ”	218,960,142.17	182,929,392.86
“ ”	218,960,142.17	182,929,392.86
“ ”		
1.		
2.		
1.		
2.		
3.		
4.		
5.		
6.		
	218,960,142.17	182,929,392.86

--	--	--

5

	1,834,707,396.28	1,328,703,815.96
	145,092,330.60	68,560,136.14
	12,241,270.35	8,110,024.39
	1,992,040,997.23	1,405,373,976.49
	1,075,335,762.41	720,067,161.53
	343,495,918.36	276,605,028.88
	75,568,480.13	53,235,102.51
	139,834,552.36	142,326,155.01
	1,634,234,713.26	1,192,233,447.93

	357,806,283.97	213,140,528.56
	7,371,046.50	10,586,622.63
	3,496,371.00	852,685.20
	1,105,044,350.00	580,442,604.99
	1,115,911,767.50	591,881,912.82
	543,535,475.88	310,343,486.48
	1,820,000,000.00	278,198,490.61
	2,363,535,475.88	588,541,977.09
	-1,247,623,708.38	3,339,935.73
	1,071,953,528.67	9,469,950.00
		251,643,516.53
	57,411,958.45	
	1,129,365,487.12	261,113,466.53
	65,659,836.95	232,664,500.00
	128,672,782.59	53,332,040.41
	2,051,471.28	49,485,401.90
	196,384,090.82	335,481,942.31
	932,981,396.30	-74,368,475.78
	-8,899,223.95	16,005,335.06

	34,264,747.94	158,117,323.57
	380,694,249.61	222,576,926.04
	414,958,997.55	380,694,249.61

6

	1,711,206,135.63	1,251,959,980.03
	144,929,014.30	68,247,433.36
	10,169,989.26	103,556,366.35
	1,866,305,139.19	1,423,763,779.74
	1,127,072,149.47	787,056,559.89
	286,040,071.77	226,246,136.90
	44,252,646.77	28,960,660.45
	142,283,321.81	129,516,108.20
	1,599,648,189.82	1,171,779,465.44
	266,656,949.37	251,984,314.30
	7,371,046.50	10,586,622.63
	2,730,040.00	507,465.20
	1,104,944,350.00	580,362,604.99
	1,115,045,436.50	591,456,692.82
	521,752,058.46	268,632,978.57
		99,300,000.00
	1,820,000,000.00	278,198,490.61

	374,677,500.00			574,364,569.82	51,184,210.00	
“ ”	52,938,042.00			1,019,859,993.33	-23,110,915.00	
	52,938,042.00			1,019,859,993.33	-23,110,915.00	
1	52,938,042.00			1,017,564,587.90		
2						
3				2,295,405.43	-23,110,915.00	
4						
1						

	46,927,237.23			502,934,584.41		1,447,695,647.11
	21,896,014.22			131,721,365.31		1,249,801,557.50
				281,818,592.13		282,093,819.77
						1,095,908,950.33
						1,070,502,629.90
						25,406,320.43
	21,896,014.22			-150,097,226.82		-128,201,212.60

3													
4													
1													
2													
	427,61				1,594,2	28,073,	251,193		68,823,		634,655		2,697,4
	5,542.				24,563.	295.00	.29		251.45		,949.72		97,204.
	00				15								61

2													
3	777,50 0.00				9,719,4 26.25	-9,419,0 90.00							19,916, 016.25
4													

	374,677, 500.00				579,741,9 98.73	51,184,21 0.00			46,389,49 4.34	315,659 ,449.00	1,265,284 ,232.07	

1											
2											
3											
4											
1											
2											
	427,615,										
	542.00										

3	777,500.			9,719,426	-9,419,09					19,916,01	
	00			.25	0.00					6.25	

2

		“ ” “ ”	
2006 7 26		“ [2006]168 ”	
		1200	
2010 12 23		“ [2010]262 ”	
6,977,740.00			
	“ ”		70% 30%
	99,000,000.00		
2010 12 24		“ [2010]264 ”	
		41.965% 17.985%	
2011 5 9		“ [2011]106 ”	
			572
		528	
	9,900	11,000	
		3.5% 1.5%	()
()			
2011 8 9		“ [2011]228 ”	
	5%		
2011 10 20		“ [2011]301 ”	
	1.75%		
	0.75% 1.8391% 1.3793%		
2012 1 15			
2012 1 16			2011 12 31
		110,000,000.00	
2012 1 16		“ [2012]22 ”	
2012 2 18		“ ZH[2012]5 ”	
	110,000,000.00		110,000,000.00
2015 5 21		“ [2015]949 ”	
		3,667 ,	()
		[2015]265	
		“ ” “300476”	
	146,670,000.00		
2015 8 19		“ [2015]307 ”	3,667

2015 8 21			2015 2015 8 24		
	289.60	31.40		46	
	46	40	289.60	2015 11 10	
		20.97 /		289.00	
	2,890,000.00			60,603,300.00	
					149,560,000.00
2016 1 6		“	[2016]7 ”		
2016 4 20				2015	2015
				10 15	224,340,000
	373,900,000		2015 12 31		
373,900,000.00					
2016 9 28		“	[2016]363 ”		10
15					
2016 8 22					
2016 8 22					
	78.50				63
2016 10 12			63 62		12.18 /
77.75				12.18 /	78.50
	777,500.00		777,500.00		
2017 6 21		“	201700532 ”		
2017 5 10			“ [2017]669 ”		
2017 8 7		A	52,938,042		427,615,542.00
2017 10 31		“	201701030 ”		
2017 12 1					
91441300791200462B					
3					
	2018 2 7				
2017 12 31					

VGTPCB INC.

“ ” “

”

1

2

12

1

“ ”)

15 -

2014

)

3

1 1 12 31

4

5

1.

2.

1

2

1

“ ”

1

2

3

4

2

“ ”

3

“ ”

6

33 —

7

1.

1

2

2.

1

2

3

4

5

2 —

8

9

1.

2.

“ ”

“

”

10

1.

2.

1

2

1

2

3



□ √

□ √

3

12

1.

2.

3.

4.

5.

13

1

2

3

4.

1.

2.

3.

14

1.

1

()

5.

15

17

1.

2.

1.

2

1

1

2

3

2

3

3

3

3

3

19

20

21

1

1.

2.

50

5

28

3.

2

1

3

2

4

5

22

23

24

1

2

3

4

25

1.

2.

26

1.

2.

1

2

3.

4.

1

2

3

27

28

1.

2

4

1

5

3

1

2

2.

3.

4.

1

2

3

29

1

1.

2.

3.

1

2

4.

5.

6.

1

1

2

2

2

1.

2.

3.

1

2

4.

5.

6.

1

1

2

2

30

/

1.

2.

3.

4.

1

2

31

1

2

32

33

1

√ □

1	"	"	"	"	"	2017 5 10	<	16 —
"	"	"	"	"	"	>	[2017]15	
						2017 6 12		
						2017 1 1		
							2017 1 1	
2	2017 1 1	"	6,540,850.61	"	"	2017 5 10	<	16 —
"	"	"	"	6,540,850.61	"	>	[2017]15	
				"	"	2017 6 12		
			5,501,843.42	"	"	2017 1 1		

	"	5,501,843.42	2017 1 1
3	" " "	" "	2017 4 28 42 — 2017 13 2017 5 28
4	" " "	" " 281,818,592.13 232,071,177.90 " " 218,960,142.17 182,929,392.86	2017 4 28 42 — 2017 13 2017 5 28
5	" "	" " " " " "	2017 12 25 2017 30 2017
6	" " " "	" " -1,853,901.69 -1,137,915.02 " 140,161.92 54,577.34 " 1,994,063.61 1,192,492.36 " " -1,208,488.49 -255,741.55 " " 140,161.92 45,688.02 " " 1,348,650.41 301,429.57	2017 12 25 2017 30 2017

2

□ √

34

1

		17%,3%
		7%
		15% 16.5%,25%
	30%	1.2%
		3%
		2%

--	--

2

2016 11 30

GR201644001220

2017

15%

2016 11 30

GR201644001221

2017

15%

3

1



2

	0.00
	0.00
	0.00

3

	151,637,567.72	
	37,464,319.16	
	189,101,886.88	

4

	0.00
	0.00

5

1

	949,517, 310.03	100.00%	47,649,0 27.55	5.02%	901,868,2 82.48	746,105 ,339.52	100.00%	37,478,89 8.77	5.02%	708,626,44 0.75
	949,517, 310.03	100.00%	47,649,0 27.55	5.02%	901,868,2 82.48	746,105 ,339.52	100.00%	37,478,89 8.77	5.02%	708,626,44 0.75

□ √

√ □

1			
1	948,468,081.23	47,423,404.07	5.00%
1 2	998,754.14	199,750.83	20.00%
2 3	22,060.71	8,824.28	40.00%
3 4	28,413.95	17,048.37	60.00%
	949,517,310.03	47,649,027.55	5.02%

□ √

2

10,249,991.49

0.00

--	--	--

3

	79,862.71

--	--	--	--	--	--

4

	61,116,586.12	1	6.44%	3,055,829.31
	44,527,720.80	1	4.69%	2,226,386.04
	31,783,336.50	1	3.35%	1,589,166.83
	30,146,973.09	1	3.17%	1,507,348.65
	27,662,074.53	1	2.91%	1,383,103.73
	<u>195,236,691.04</u>		<u>20.56%</u>	<u>9,761,834.56</u>

5

6

6

1

1	6,253,597.50	99.55%	4,014,862.68	100.00%
1 2	28,253.48	0.45%		
	6,281,850.98	--	4,014,862.68	--

1

2

	2,992,144.23	1	47.63%
	472,124.00	1	7.52%
	294,000.00	1	4.68%
	210,184.00	1	3.35%
	197,100.00	1	3.13%
	<u>4,165,552.23</u>		<u>66.31%</u>

7

1

	5,723,383.56	
	5,723,383.56	

2

--	--	--	--	--

8

1

()		
-----	--	--

2

1

()				
-----	--	--	--	--

9

1

	26,799,171.89	100.00%	2,016,370.72	7.52%	24,782,801.17	36,263,481.63	100.00%	3,005,157.49	8.29%	33,258,324.14

	26,799,171.89	100.00%	2,016,370.72	7.52%	24,782,801.17	36,263,481.63	100.00%	3,005,157.49	8.29%	33,258,324.14
--	---------------	---------	--------------	-------	---------------	---------------	---------	--------------	-------	---------------

√

√

1			
1	23,087,657.54	1,154,382.88	5.00%
1 2	3,277,697.40	655,539.48	20.00%
2 3	347,598.00	139,039.20	40.00%
3 4	7,830.00	4,698.00	60.00%
4 5	78,388.95	62,711.16	80.00%
	26,799,171.89	2,016,370.72	7.52%

√

√

2

-988,786.77

--	--	--

3

--	--

--	--	--	--	--	--

4

	18,167,442.13	23,801,117.85
	6,386,873.10	5,084,848.23
	1,553,968.58	1,668,245.72
	618,039.90	1,055,736.43
		4,493,661.63
	72,848.18	159,871.77
	26,799,171.89	36,263,481.63

5

--	--	--	--

1

	143,894,161.90		143,894,161.90	83,633,843.57		83,633,843.57
	75,287,765.90		75,287,765.90	37,239,848.39		37,239,848.39
	123,823,284.86		123,823,284.86	80,295,990.45		80,295,990.45
	343,005,212.66		343,005,212.66	201,169,682.41		201,169,682.41

4 —

1 —

5 —

2

3**4**

--	--

11

--	--	--	--	--

12

--	--	--

13

	750,000,000.00	30,000,000.00
	15,167,129.20	19,839,971.87
	765,167,129.20	49,839,971.87

14

1

2

--	--	--	--	--

3

4

--	--	--	--	--

5

--	--	--	--	--	--	--

15

1

2

--	--	--	--	--

3

16

1

2

3

17

--	--	--	--	--	--	--	--

18**1**

□ √

2

□ √

3

--	--	--

19**1**

1.	260,826,004.81	732,939,618.42	13,659,998.42	32,276,573.42	1,039,702,195.07
2.	131,557,358.59	558,949,406.15	8,621,714.87	3,382,414.47	702,510,894.08
1	0.00	558,949,406.15	8,621,714.87	3,382,414.47	570,953,535.49
2	131,557,358.59				131,557,358.59
3					
3.		23,002,929.27	925,384.37	169,958.03	24,098,271.67
1		23,002,929.27	925,384.37	169,958.03	24,098,271.67

4.	392,383,363.40	1,268,886,095.30	21,356,328.92	35,489,029.86	1,718,114,817.48
1.	45,666,774.08	225,984,510.71	5,688,961.96	13,494,344.27	290,834,591.02
2.	8,900,815.71	71,965,280.71	2,934,166.48	3,376,172.29	87,176,435.19
1	8,900,815.71	71,965,280.71	2,934,166.48	3,376,172.29	87,176,435.19
3.		9,823,767.24	813,153.51	154,260.64	10,791,181.39
1		9,823,767.24	813,153.51	154,260.64	10,791,181.39
4.	54,567,589.79	288,126,024.18	7,809,974.93	16,716,255.92	367,219,844.82

4

	22,030,027.63

5

	127,593,394.66	
C D	38,408,083.46	

20

1

	40,646,758.47		40,646,758.47	1,438,665.86		1,438,665.86
	275,466.79		275,466.79			
	181,660.14		181,660.14			
				56,632,547.14		56,632,547.14
	41,103,885.40		41,103,885.40	58,071,213.00		58,071,213.00

2

--	--	--	--	--	--	--	--	--	--

	478.00	13.00	940.13	394.66		58.47					
--	--------	-------	--------	--------	--	-------	--	--	--	--	--

3

--	--	--

21

--	--	--

22

		16,436.24
		16,436.24

23**1** √**2** √**24** √**25****1** √

5 —



1						
4.						
1.	16,066,505.79			7,405,244.44	998,511.90	24,470,262.13
2.	16,465,274.68			3,206,237.64	1,037,797.62	20,709,309.94

0.00%

2

--	--	--

26

--	--	--	--	--

27

1

--	--	--	--	--

2

--	--	--	--	--

	-3,956,165.55	-1,829,172.17
	-3,956,165.55	-1,829,172.17

5

--	--	--

33

□ √

34

	21,908,464.81	43,003,133.15
	365,768,746.27	221,235,780.91
	387,677,211.08	264,238,914.06

0.00

35

1

1	1	849,500,967.85
		439,078,726.04

1-2

--	--	--

1

5	478,394.18	1,793,117.02	1,793,117.02	478,394.18
	26,477,861.03	343,735,136.50	331,828,540.05	38,384,457.48

3

1		15,521,553.20	15,521,553.20	
2		726,753.52	726,753.52	
		16,248,306.72	16,248,306.72	

38

	2,361,315.11	1,720,652.07
	33,935,574.10	25,700,779.44
	2,396,744.77	559,631.90
	233,924.23	868,154.27
	100,253.20	372,666.14
	66,835.52	248,444.07
	589,981.13	727,525.70
		1,098,561.00
	39,684,628.06	31,296,414.59

39

--	--	--

--	--	--

40

	745,254.86	718,742.36
	745,254.86	718,742.36

1

41**1**

	26,267,675.00	51,184,210.00
	10,779,369.13	8,245,127.31
	5,266,423.60	224,203.00
	2,590,792.10	3,072,258.26
	1,500,253.20	1,579,279.93
	495,693.75	428,613.29
	400,000.00	

43



44



45

1



46

1



2

3

4

47

1

--	--	--

48

1

--	--	--

2

--	--	--

--	--	--

--	--	--

49

--	--	--	--	--	--

50

--	--	--	--

51

	9,709,052.45	6,144,350.00	758,804.62	15,094,597.83	
	9,709,052.45	6,144,350.00	758,804.62	15,094,597.83	--

						/
	2,845,962.46		121,535.76		2,724,426.70	
		2,520,000.00	202,500.00		2,317,500.00	
2015	2,378,090.95		282,545.40		2,095,545.55	
PCB	1,200,000.00	850,000.00			2,050,000.00	

	1,000,000.00				1,000,000.00	
		1,000,000.00			1,000,000.00	
2016		801,000.00	50,972.74		750,027.26	
	350,000.00				350,000.00	
	413,978.56		64,516.08		349,462.48	
		250,000.00			250,000.00	
		226,400.00			226,400.00	

LED

		150,000.00			150,000.00	
		146,950.00			146,950.00	
HDI	100,000.00				100,000.00	
	100,000.00				100,000.00	
		100,000.00			100,000.00	
		100,000.00			100,000.00	
LED	80,000.00				80,000.00	
LED	70,000.00				70,000.00	
	60,000.00				60,000.00	
	60,000.00				60,000.00	
	9,709,052.45	6,144,350.00	758,804.62		15,094,597.83	--

2017 5 10 ,

2017 6 12

<

16 —

>

[2017]15

2017

1 1

2

2,295,405.43

56

	6,073,610.85	5,491,384.31
	2,602,976.09	2,353,450.42
	2,178,499.95	760,488.96
	1,176,485.00	421,856.66
	43,424.72	13,961.52
	1,709,629.13	1,242,269.70
	1,735,317.38	1,568,966.90
	306,799.65	
	15,826,742.77	11,852,378.47

63

	17,534,820.59	14,944,227.60
	13,624,476.95	11,934,414.02
	9,643,488.65	13,651,604.25
	4,362,167.97	4,909,463.38
	3,844,566.81	3,692,770.25
	1,553,459.83	
	873,633.14	1,326,384.81
	725,834.96	73,482.73
	6,732,189.87	4,499,580.64
	58,894,638.77	55,031,927.68

64

	99,690,469.12	98,958,670.03
	49,671,398.53	41,938,013.61
	6,365,411.36	4,987,686.63
	5,590,703.38	8,199,012.10
	5,237,511.66	5,187,182.86

	4,934,383.82	2,998,077.75
	4,636,771.95	2,740,853.69
	4,574,001.95	6,788,976.64
	3,047,801.53	3,160,173.55
	2,621,870.93	5,053,183.10
	2,295,405.43	1,026,976.25
	1,941,035.94	1,302,848.54
	1,579,690.44	1,398,472.32
		2,684,600.80
	13,182,116.72	8,956,900.11
	205,368,572.76	195,381,627.98

65

	417,332.49	1,704,782.77
	-999,872.34	-1,765,065.20
	35,022,908.82	-37,636,757.30
	994,269.23	452,054.58
	-2,046,382.24	-3,385,142.89
	33,388,255.96	-40,630,128.04

66

	9,261,204.72	13,319,706.40
	9,261,204.72	13,319,706.40

67

--	--	--

		2,195,400.00
		2,195,400.00

68

		-3,198,490.61
	7,371,046.50	6,081,593.68
	5,723,383.56	

	514,817.57	578,327.01	514,817.57
	1,035,827.95	915,636.68	1,035,827.95
	1,550,645.52	7,096,401.53	1,550,645.52

								/
							3,000,000.00	
2015							789,800.00	
2015							330,000.00	
							221,375.00	
2015							211,909.05	
							200,000.00	
							150,000.00	
							121,535.76	
							117,737.31	

73

1

	45,319,379.53	40,348,557.47
	-1,356,695.79	-1,715,817.30
	43,962,683.74	38,632,740.17

2

	325,781,275.87
/	48,867,191.38
	609,712.44
	-7,292,370.13
	2,254,311.42
	-280,537.20
	596,512.60
	-792,136.77
	43,962,683.74

74

57

75

1

	6,882,045.99	5,715,137.31
	3,453,424.57	232,911.99
	999,872.34	1,765,065.20

	905,927.45	396,909.89
	12,241,270.35	8,110,024.39

2

	98,249,292.06	99,042,892.44
	35,958,911.73	38,627,950.64
	2,044,009.39	3,649,369.22
	994,269.23	452,054.58
	2,588,069.95	553,888.13
	139,834,552.36	142,326,155.01

3

	1,100,000,000.00	576,999,999.99
	5,044,350.00	3,442,605.00
	1,105,044,350.00	580,442,604.99

4

	1,820,000,000.00	275,000,000.00
		3,198,490.61
	1,820,000,000.00	278,198,490.61

5

--	--	--

“ ”	419,522,690.07	220,354,950.29
	2,295,405.43	1,026,976.25
	357,806,283.97	213,140,528.56
2	--	--
3	--	--
	414,958,997.55	380,694,249.61
	380,694,249.61	222,576,926.04
	34,264,747.94	158,117,323.57

2

	--
	--
	--

3

	--
	--
	--

4

	414,958,997.55	380,694,249.61
	93,428.40	89,323.64
	414,865,569.15	379,604,925.97
		1,000,000.00

	414,958,997.55	380,694,249.61
--	----------------	----------------

77

“ ”

78

	2,783,569.20	
	2,783,569.20	--

79

1

	--	--	285,573,935.73
	42,923,874.85	6.5342	280,473,183.04
	6,102,108.73	0.8359	5,100,752.69
	--	--	467,034,271.11
	67,715,188.46	6.5342	442,464,584.43
	29,393,093.29	0.8359	24,569,686.68

2

□ √

80


81

1


1



2



3



4


□ √

5


6

2


1



2



3



3

4

□ √

□ √

5

VGTPCBINC.	2017	3	2	50
	2017	12	26	5,000

6

1

1

				100.00%		
				100.00%		
				100.00%		
				100.00%		
VGTPCB INC.					100.00%	



20%

20%

2

3

4

1

	--	--	--	--
	--	--	--	--

2

3

4

5

6

7

8

9

1

			50	23.77%	23.77%

2

3

--	--

4

5

1

/

--	--	--	--	--	--

/

--	--	--	--

2

/

/

/

/	/	/	/	/	/	/
---	---	---	---	---	---	---

/

/

/	/	/	/	/	/
---	---	---	---	---	---

4

--	--	--	--	--

	93,668,400.00	2013 07 26	2018 07 26	

1 2015 7 20

45,000

2 2013 7 26

FA751568130726

“ ” 2015 12

29

FA751568130726-b

8,060

200

5

6

--	--	--	--

7

--	--	--

8

2017 12 26

60%

90

60%

100%

6

1

2

--	--	--	--

7

8

1

√

2

√

	5,550,853.68
	5,550,853.68

1 “ ”

2 5,550,853.68

2,295,405.43

3

□ √

4

5

1

2

1

752LC1600010	426,000.00	2,783,569.20
752LC1600011	244,000,000.00	-
		<u>2,783,569.20</u>

2

3

1

--	--	--	--

2

3

4

2018	2	7		2017		
			427,615,542		10	3.00
			10	8	128,284,662.60	
342,092,433			769,707,975		2017	

1

1

--	--	--	--

2

--	--	--

2

3

1

2

4


5



6

1

2



3

4

7

8

1

23.77%

2

60%

56,200,000

100%

101,627,625

13.14%


1

1

2

8,156,830.59

0.00

**3****4**

132,983,774.37

2

13.33%

	33,568,804.55	100.00%	1,922,145.67	5.73%	31,646,658.88	35,605,584.75	100.00%	2,929,148.73	8.23%	32,676,436.02
	33,568,804.55	100.00%	1,922,145.67	5.73%	31,646,658.88	35,605,584.75	100.00%	2,929,148.73	8.23%	32,676,436.02

1			
1	22,608,483.84	1,130,424.19	5.00%
1 2	3,239,921.40	647,984.28	20.00%
2 3	347,598.00	139,039.20	40.00%
3 4	7,830.00	4,698.00	60.00%
	26,203,833.24	1,922,145.67	7.34%

2

-1,007,003.06

--	--	--

3

--	--

--	--	--	--	--	--

4

	18,167,442.13	23,801,117.85
	7,364,971.31	
	6,273,708.15	4,971,683.28
	1,122,813.06	1,200,775.56
	576,679.90	1,018,776.43
		4,493,661.63
	63,190.00	119,570.00
	33,568,804.55	35,605,584.75

5

		18,167,442.13	1	54.11%	908,372.11
		7,364,971.31	1	21.94%	
		5,676,000.00	2	16.91%	760,200.00
		839,263.06	1	2.50%	41,963.15
		347,598.00	2 3	1.04%	139,039.20
	--	32,395,274.50	--	96.50%	1,849,574.46

6

--	--	--	--	--

7

8

3

	155,873,426.06		155,873,426.06	155,873,426.06		155,873,426.06
	155,873,426.06		155,873,426.06	155,873,426.06		155,873,426.06

1

	55,557,696.06			55,557,696.06		
	315,730.00			315,730.00		
	100,000,000.00			100,000,000.00		
	155,873,426.06			155,873,426.06		

2

4

	2,282,305,258.50	1,836,989,582.87	1,705,532,380.90	1,342,624,033.35
	89,544,134.70	14,364,863.44	50,319,958.75	7,482,630.15
	2,371,849,393.20	1,851,354,446.31	1,755,852,339.65	1,350,106,663.50

5

	3,500,000.00	
		-3,198,490.61
	7,371,046.50	6,081,593.68
	5,723,383.56	
	16,594,430.06	2,883,103.07

6

1

√ □

	-1,736,680.64	
	6,540,850.61	
	13,094,430.06	

2017